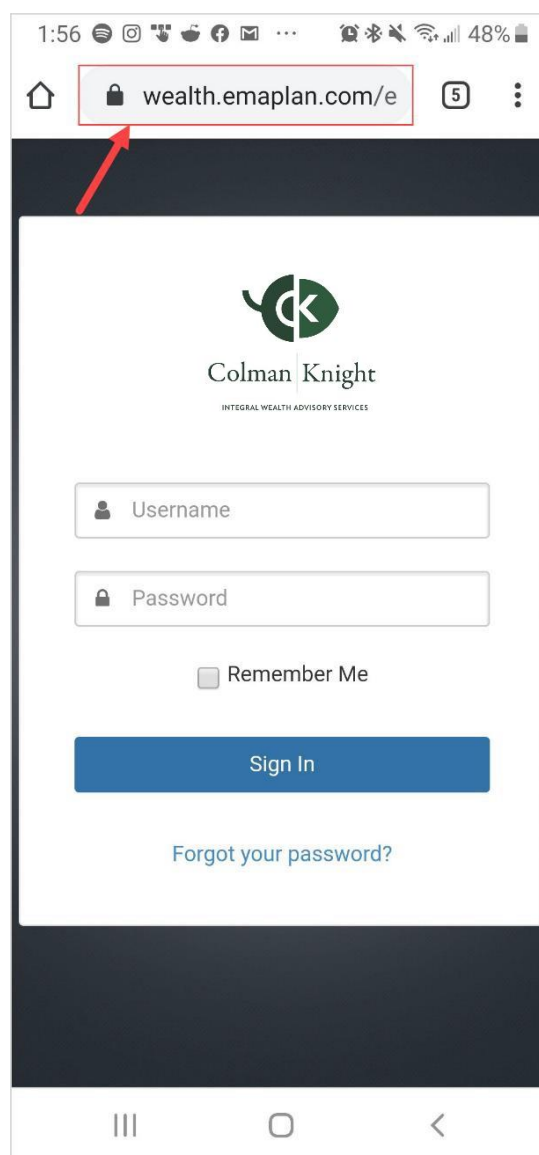


Add a Mobile Bookmark for Chrome on Android

This user guide will demonstrate how to add a mobile bookmark of your Integral Wealth Portal login page from the Google Chrome app on your Android device. This bookmark will provide quick and easy access from the Home screen of your device. Please note, iOS does not currently support the 'Add to Home Screen' feature.

Add a Mobile Bookmark

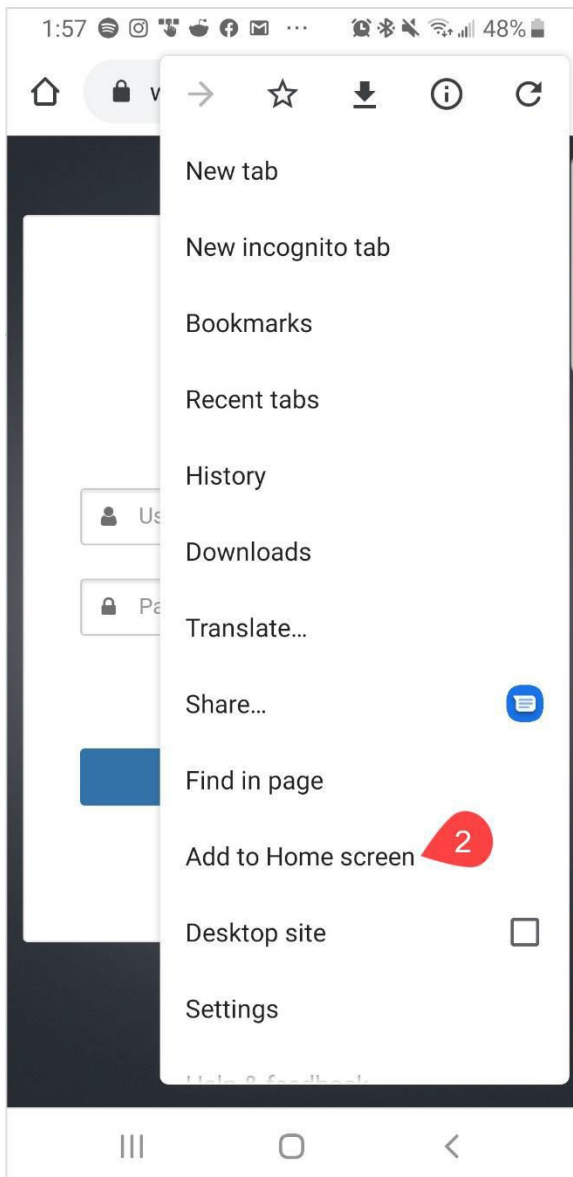
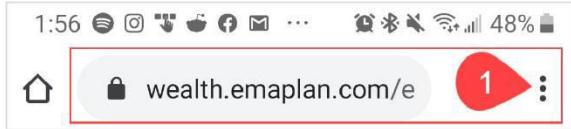
1. Locate and open the **Google Chrome app** on your Android device.
2. Enter the **login URL** provided to you by Colman Knight.



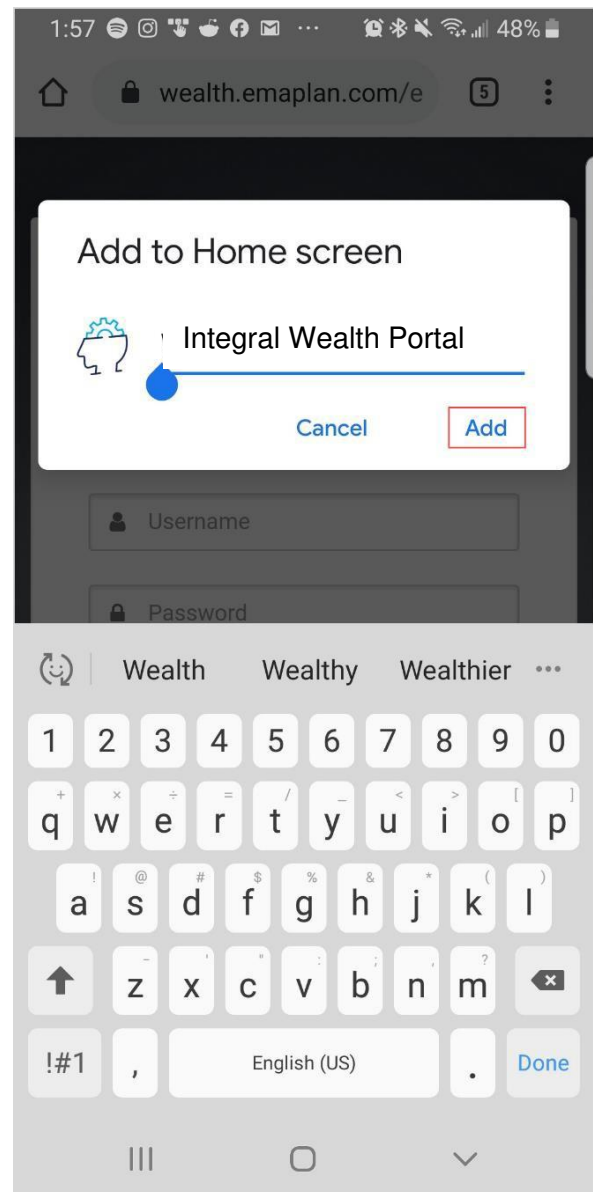
Please Note: To find the login URL, please reference the confirmation email that you received when you initially registered for your website access or contact Colman Knight.

Add a Mobile Bookmark for Chrome on Android

3. Click the three **dots** to the right of the URL, then click **Add to Home screen** from the drop-down menu.



4. If desired, you can edit the name of the bookmark. Click **Add** when complete. Congratulations! Your Integral Wealth Portal is now accessible from your Home screen.



Please Note: When logging into your mobile website, you will be asked to set a **passcode** of 4 or more digits. This is entirely optional, but if you decide to utilize the passcode, any login attempt moving forward will prompt for your passcode instead of your username and password.