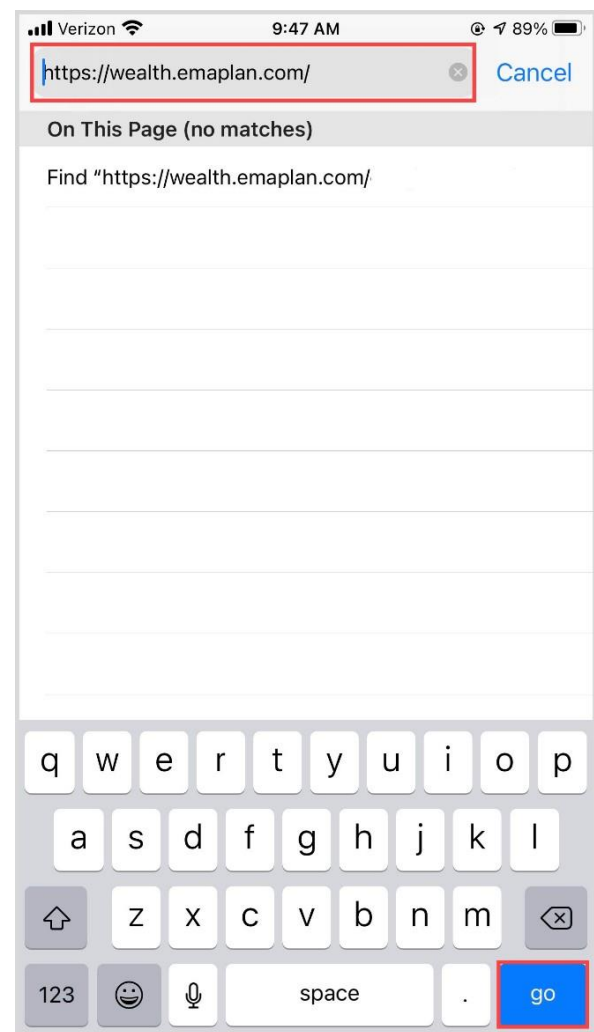


Add a Mobile Bookmark for Safari on iPhone

This user guide will demonstrate how to add a mobile bookmark of your Integral Wealth Portal login page from the default Safari app on your iPhone. This bookmark will provide quick and easy access from the Home screen of your device.

Add a Mobile Bookmark

1. Locate and open the **Safari app** on your iPhone. Note that this icon may not appear in the same location on your phone.
2. Enter the **login URL** provided to you by Colman Knight, then tap **go**.

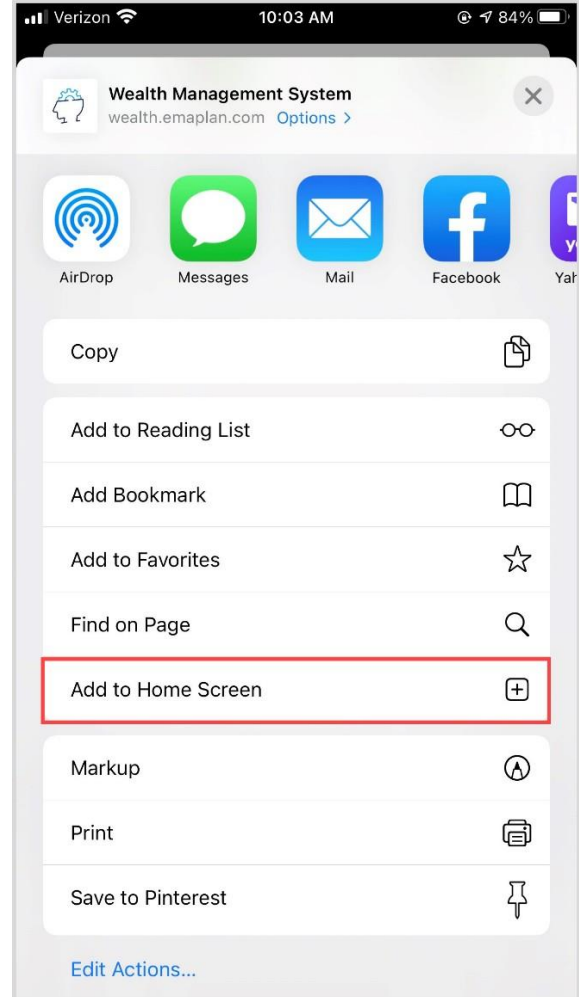



Please Note:

To find the login URL, please reference the **confirmation email** that you received when you initially registered for your website access or contact Colman Knight.


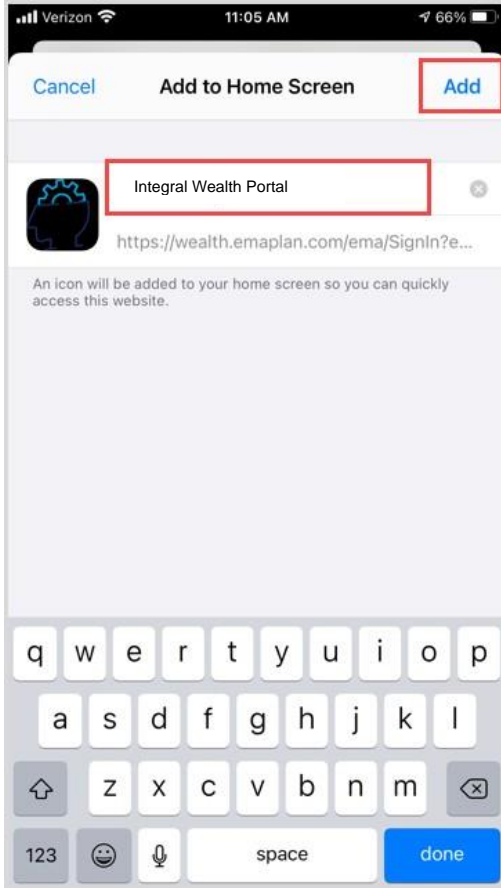
Add a Mobile Bookmark for Safari on iPhone

3. Tap the **box and arrow icon** at the bottom of your screen.
4. Tap **Add to Home screen** to select it from the menu of options.



Add a Mobile Bookmark for Safari on iPhone

- If desired, you can edit the name of the bookmark. Tap **Add** when complete.
- Congratulations! The mobile bookmark for your Integral Wealth Portal will now be visible on your Home screen.



Please Note:

When logging into your mobile website, you will be asked to set a **passcode** of 4 or more digits. This is entirely optional, but if you decide to utilize the passcode, any login attempt moving forward will prompt for your passcode instead of your username and password.

If you are experiencing issues with the mobile website displaying properly, it might be due blocked cookie settings. To check this on your device, go to **Settings**, then **Safari** and make sure **Block All Cookies** is toggled off. Once the setting is updated, close Safari and log back into the mobile website.

