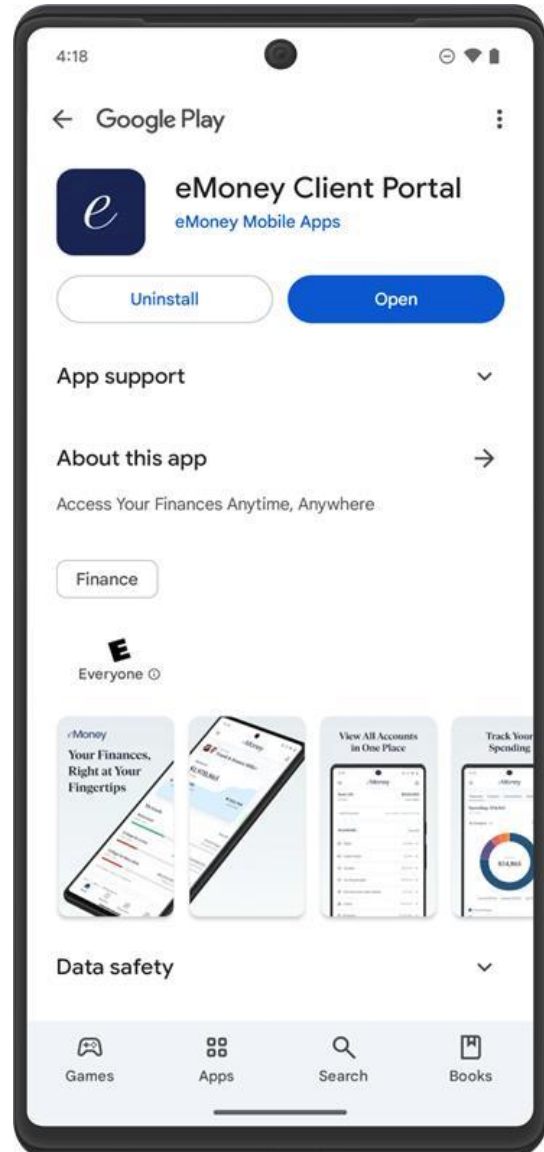
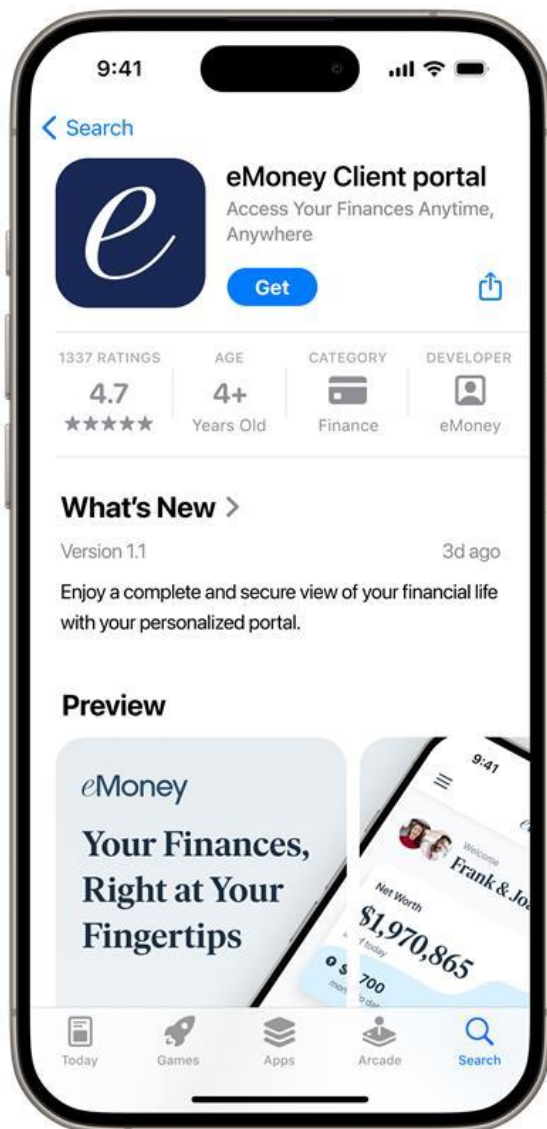


Download the Mobile App

This user guide will demonstrate how to download the mobile app and sign in. The mobile app is a great way to keep your Integral Wealth Portal in hand at all times. Mobile features like push notifications and biometric credential verification (fingerprint or face ID) can make it even easier to access and stay on top of alerts and notifications happening in your Portal.

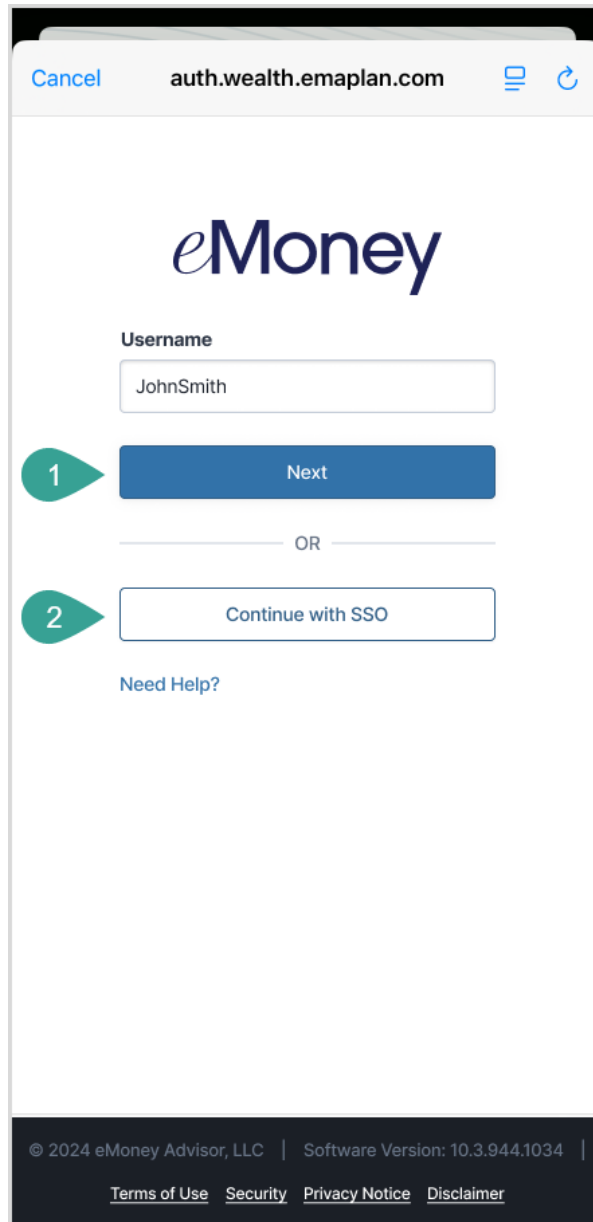
From the app store specific to your mobile Device, search eMoney Client Portal and download the app.



Download the Mobile App

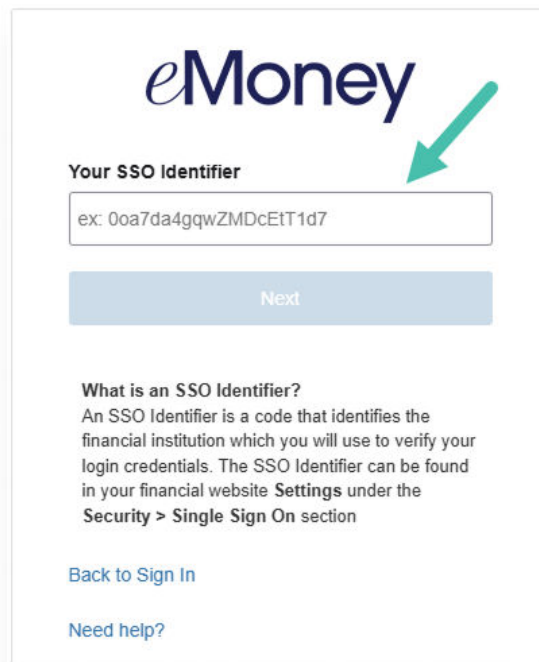
Two Options to Sign In:

1. If you use a username and password to log in on the desktop, enter your username here and click Next. You will then be asked for your password and any additional verification you have set up. You will then be signed in and ready to use the app!
2. If you Single Sign On (SSO) to your Integral Wealth Portal, then click **Continue with SSO**.



Download the Mobile App

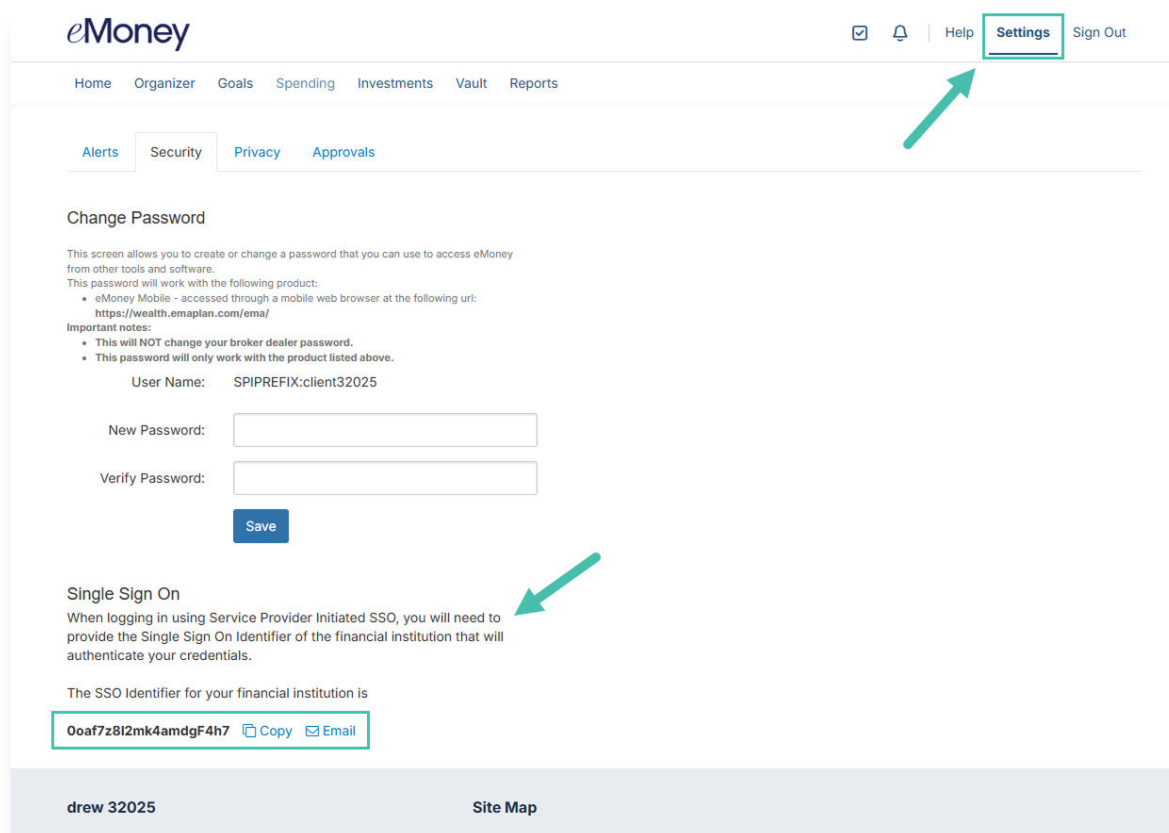
3. You will then be asked to enter your SSO Identifier. The next step will show you where to find that identifier.



The screenshot shows the eMoney mobile app interface for entering an SSO Identifier. At the top is the eMoney logo. Below it is the heading "Your SSO Identifier" with a green arrow pointing to a text input field. The input field contains the example text "ex: 00a7da4gqwZMDcET1d7". Below the input field is a blue "Next" button. At the bottom, there is a section titled "What is an SSO Identifier?" followed by explanatory text: "An SSO Identifier is a code that identifies the financial institution which you will use to verify your login credentials. The SSO Identifier can be found in your financial website **Settings** under the **Security > Single Sign On** section". Below this text are two links: "Back to Sign In" and "Need help?".

4. Sign in to your Integral Wealth Portal on your desktop and click Settings. At the bottom of the Settings page, you will see the Single Sign-On section. You can either manually type the Identifier from this page into your mobile app, or click **Email** here, open your email on your phone, and copy it into the mobile app from there.

You will then be signed in and are ready to use the app!



The screenshot shows the eMoney web interface. At the top right, there are navigation links for 'Help', 'Settings', and 'Sign Out'. The 'Settings' link is highlighted with a red box and a red arrow points to it. Below the navigation bar, there are tabs for 'Alerts', 'Security', 'Privacy', and 'Approvals'. The main content area is titled 'Change Password' and contains instructions on how to create or change a password. Below this, there is a 'Single Sign On' section with instructions and a text box containing the SSO Identifier: '0oaf7z8l2mk4amd9F4h7'. The text box has 'Copy' and 'Email' buttons. At the bottom of the page, there is a footer with the user name 'drew 32025' and a 'Site Map' link.